


# Finishes

## Stains by wood species

### CHERRY



Durable hardwood varying in color from rich red to reddish brown, yellow, greens, and creamy white. All Cherry wood naturally darkens “mellows” with age and exposure to light. The Cherry wood grain is fine and is known for its satiny textures.

### MAPLE



Hardwood is considered to have a straight, tight, close grain which typically finishes beautifully. Color variations of maple range from a creamy white sapwood with a slight reddish brown tint to a light to dark brown heartwood.

### KNOTTY HICKORY




Shows a lot of character in the wood - strength, hardness and durability. This wood has extreme color variations ranging from a blond sapwood to brown, black, and green heartwood. Mineral streaks are typical in Knotty Hickory which can be enhanced in appearance when stain is applied.

### RED OAK



A very hard and open grained wood with pattern variations ranging from straight grain to arcs. Color variations range from a white to light brown for sapwood and light gray, gold, pink to a reddish brown for hardwood.

### WHITE OAK



A very hard and open grained wood with pattern variations ranging from straight grain to arcs. Color variations range from a white to light brown for sapwood and light gray, gold, pink to a reddish brown for hardwood.

# Finishes

## Paints & Transluents

### BLUE

DENIM BLUE



BLUE SMOKE



ADMIRAL BLUE



### BLACK

BLACK




ONYX



### DARK GRAY

SPANISH MOSS



GRAPHITE



SADDLE



GALAXY



### EARTH TONE

CELERY



JADE




WILLOW



### LIGHT GRAY


ICY MINT



GRIT



FOG



PEBBLE GRAY




### SOFT WHITE


WHITE



IVORY




BUTTER CREAM




### Translucent Paints

MYSTIC BEIGE



AUTUMN BRONZE



ANTIQUÉ WHITE



Cabinet finishes can greatly affect the overall look of a kitchen or bathroom. With a variety of finish choices available, from natural wood to painted colors, there is sure to be an option that suits any design style.

Custom paints for your cabinets offer the ability to personalize your space and create a truly unique look that fits your specific design aesthetic.






Jade  
w/Taupe  
Brush



Pebble Gray  
w/Pewter  
Hand Wipe



Jade  
w/Black Pen



Rub Thru



Distressed



Vintage

## Methods

Pen glaze, hand wipe glaze, and brush glaze are all methods used to enhance the appearance of cabinet doors. These techniques are often used to add depth and dimension to the wood grain or to create an antique or distressed look. Each method has its own unique characteristics and can produce different effects.

- **Pen glaze** involves using a pen-like applicator to apply a thin layer of glaze to the profile/detail areas of the door.
- After applying the glaze to the door, any excess is **Hand Wiped** away, which serves to highlight the wood grain and the door's profile.
- **Brush** glaze involves using a brush to apply the glaze to the door.

### Glaze Colors



## Techniques

Rub-thru, distressing, vintage are techniques used to give cabinet doors a unique, rustic appearance. Rub-thru involves removing the finish from certain areas of the door, creating a worn, aged look. This technique is often used in areas where natural wear and tear would occur over time. Distressing involves intentionally damaging the surface of the door to create a more pronounced, distressed look. Both rub-thru and distressing can add character and personality to cabinet doors, and are popular options to create a antique or rustic feel.